

Contrastive Cross-Domain Sequential Recommendation

Jiangxia Cao
Institute of Information Engineering,
Chinese Academy of Sciences
School of Cyber Security, University
of Chinese Academy of Sciences
caojiangxia@iie.ac.cn

Xin Cong
Institute of Information Engineering,
Chinese Academy of Sciences
School of Cyber Security, University
of Chinese Academy of Sciences
congxin@iie.ac.cn

Jiawei Sheng
Institute of Information Engineering,
Chinese Academy of Sciences
School of Cyber Security, University
of Chinese Academy of Sciences
shengjiawei@iie.ac.cn

Tingwen Liu*
Institute of Information Engineering,
Chinese Academy of Sciences
School of Cyber Security, University
of Chinese Academy of Sciences
liutingwen@iie.ac.cn

Bin Wang
Xiaomi AI Lab,
Xiaomi Inc
wangbin11@xiaomi.com

ABSTRACT

Cross-Domain Sequential Recommendation (CDSR) aims to predict future interactions based on user’s historical sequential interactions from multiple domains. Generally, a key challenge of CDSR is how to mine precise cross-domain user preference based on the intra-sequence and inter-sequence item interactions. Existing works first learn single-domain user preference only with intra-sequence item interactions, and then build a transferring module to obtain cross-domain user preference. However, such a pipeline and implicit solution can be severely limited by the bottleneck of the designed transferring module, and ignores to consider inter-sequence item relationships. In this paper, we propose C^2 DSR to tackle the above problems to capture precise user preferences. The main idea is to simultaneously leverage the intra- and inter- sequence item relationships, and jointly learn the single- and cross- domain user preferences. Specifically, we first utilize a graph neural network to mine inter-sequence item collaborative relationship, and then exploit sequential attentive encoder to capture intra-sequence item sequential relationship. Based on them, we devise two different sequential training objectives to obtain user single-domain and cross-domain representations. Furthermore, we present a novel contrastive cross-domain infomax objective to enhance the correlation between single- and cross- domain user representations by maximizing their mutual information. Additionally, we point out a serious information leak issue in prior datasets. We correct this issue and release the corrected datasets. Extensive experiments demonstrate the effectiveness of our approach C^2 DSR.

CCS CONCEPTS

• Information systems → Recommender systems; • Computing methodologies → Neural networks.

*Tingwen Liu is the corresponding author.



This work is licensed under a Creative Commons Attribution International 4.0 License.

CIKM '22, October 17–21, 2022, Atlanta, GA, USA
© 2022 Copyright held by the owner/author(s).
ACM ISBN 978-1-4503-9236-5/22/10.
<https://doi.org/10.1145/3511808.3557262>




Figure 1: Illustration of user’s sequential interactions in Movie and Book domains. Movie or book surrounded by the same color reflects similar user preference, where the green/red represent the “Romance”/“Fantasy” preferences.

KEYWORDS

Cross-Domain Sequential Recommendation; Contrastive Learning; Mutual Information Maximization;

ACM Reference Format:

Jiangxia Cao, Xin Cong, Jiawei Sheng, Tingwen Liu, Bin Wang. 2022. Contrastive Cross-Domain Sequential Recommendation. In *Proceedings of the 31st ACM International Conference on Information and Knowledge Management (CIKM '22)*, October 17–21, 2022, Atlanta, GA, USA. ACM, New York, NY, USA, 10 pages. <https://doi.org/10.1145/3511808.3557262>

1 INTRODUCTION

In order to model the dynamic user preference, the sequential recommendation (SR), aiming at recommending the next item for a user based on his/her past sequential interactions, has attracted a surge of interest in many web applications such as Amazon and YouTube. In the real world, however, users usually exhibit partial (or incomplete) preference involved in a specific domain, making the recommendation results practically biased on the observed single-domain historical interactions.

To alleviate the above issue, cross-domain sequential recommendation (CDSR) has been proposed, which attempts to improve

multiple domain sequential recommendation performances simultaneously by leveraging rich information from other relative domains. Figure 1 gives a toy example of a typical user with historical interactions of two domains: Movie and Book domain. As shown in the figure, the user recently watched the movie *Lord Rings*, and then he/she appreciates the corresponding book *Lord Rings* as the following interaction. Intuitively, the recommender system is unlikely to recommend the book *Lord Rings* individually based on the observed book interactions, since there are no explicitly similar interactions reflecting the *Lord Rings* preference in the single Book domain. This is because that the users' historical interactions in each single domain may only reflect the partial preference, easily making the recommender system biased on the incomplete (or single-domain) preference. Fortunately, by taking an overview of the both domains, we can derive the relatively complete (or cross-domain) preference of the current user, namely 'Romance' and 'Fantasy' interests for both Movie and Book domain, and the 'Fantasy' interests may provide positive clues to make right recommendation. Therefore, it is necessary to capture the precise cross-domain user preference for better unbiased recommendation.

To identify and transfer the valuable clues across domains, a significant paradigm of CDSR research has been proposed by extending the single-domain sequential recommendation methods. The pioneering work is π -net [28], which first generates single-domain representation by modeling item interaction sequence in each single domain, and then transfers the learned single-domain representations into other domains with a gated transferring module. To enhance the transferring module in π -net, MIFN [27] further introduces an external knowledge graph transferring module to guide the connection between different domain items.

Despite the promising improvements, the pipeline-style paradigm learns single-domain user preference separately, which usually generates domain-biased user representations. Simply transferring the biased single-domain preference can be intractable to describe precise cross-domain user preference, which would easily lead to unstable and sub-optimal recommendation results. Therefore, we argue that it is necessary to **learn the single- and cross-domain user preference in a joint way** for unbiased information transferring. More importantly, typical user interactions in different domains usually exhibit related preferences, thus we further consider the **correlation between the single- and cross-domain user preference**. Besides, previous CDSR works [28, 37] only focus on modeling the intra-sequence item relationship to capture the sequential pattern signal to obtain sequence representation (i.e. user representation), but ignore the inter-sequence relationship of items (as shown in Figure 2), which provides valuable collaborative signal to generate better user representation. Therefore, we propose to **capture the intra- and inter- sequence item relationships at same time** for representation learning.

To implement the above idea, we propose a contrastive cross-domain sequential recommendation model, termed as **C²DSR**. We first utilize a graph neural network to mine inter-sequence item collaborative signal, and then exploit a sequential attentive encoder to capture intra-sequence item sequential signal. Based on the graph and attention modules, we introduce and optimize single- and cross-domain next item prediction objectives to obtain single- and cross-

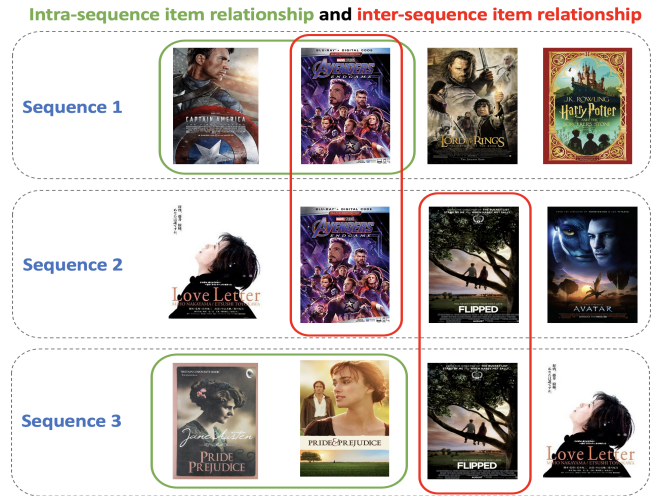


Figure 2: A toy illustration of item relationships. The green boxes reflect the sequential pattern signal of intra-sequence item relationships. The red boxes reflect the collaborative signal of inter-sequence item relationships.

user representations. Furthermore, we develop a novel contrastive infomax objective to encourage single- and cross-domain representations to be relevant, which leverages the mutual information maximization principle [14, 25] to enhance their correlation.

To validate the effectiveness of our method, we evaluate it on the preprocessed Amazon [10] and HVIDEO [28] datasets against previous CDSR works. However, we find that there exists a serious mistake in the previous works' experimental setting [7, 27, 28, 37]. Specifically, in their preprocessing procedure, they **randomly select** sequences as validation/test datasets which causes the **information leak issue** in the evaluation procedure. Their reported performance thereby is overestimated (since using future interaction sequences to predict the past interactions). In our work, we correct the information leak issue by utilizing the **latest interactions** of users to generate validation/test datasets and conduct experiments on our cleaned datasets.

Overall, our main contributions are summarized as follows:

- We propose a novel model C²DSR which models the intra- and inter- sequence item relationships to obtain the single- and cross- domain user representations simultaneously.
- We introduce a novel contrastive infomax objective to encourage the single- and cross- user representations to be relevant by maximizing their mutual information.
- We correct the information leak issue on existing datasets, which provides a fair comparison setting for future works.
- We conduct extensive experiments on the corrected CDSR dataset, which demonstrates that our C²DSR achieves consistent and significant improvements over previous state-of-the-art baselines. Our source codes and corrected datasets are available at Github¹ for further comparisons.

¹<https://github.com/cjx96/C2DSR>

2 PROBLEM FORMULATION

In this work, we consider a general CDSR scenario, where each interaction sequence involves two domains, namely domain X and domain Y . Let \mathcal{S} denote the overall interaction sequence set, where each instance $(S^X, S^Y, S)_u \in \mathcal{S}$ belongs to a certain user u . For each instance, the $S^X = [x_1, x_2, \dots, x_{|S^X|}]$ and $S^Y = [y_1, y_2, \dots, y_{|S^Y|}]$ denote the corresponding single-domain interaction sequences, and the $S = [y_1, x_1, x_2, \dots, y_{|S^Y|}, \dots, x_{|S^X|}]$ denotes the cross-domain interaction sequence by merging S^X and S^Y in chronological order, where each $x \in \mathcal{X}$ and $y \in \mathcal{Y}$ are the interacted items, and the $|\cdot|$ denotes the total item number. Note that \mathcal{X} and \mathcal{Y} denote the entire item set in domain X and domain Y , respectively. For simplicity, we further introduce three directed item-item matrices $\mathbf{A}^X \in \{0, 1\}^{|\mathcal{X}| \times |\mathcal{X}|}$, $\mathbf{A}^Y \in \{0, 1\}^{|\mathcal{Y}| \times |\mathcal{Y}|}$, $\mathbf{A} \in \{0, 1\}^{(|\mathcal{X}|+|\mathcal{Y}|) \times (|\mathcal{X}|+|\mathcal{Y}|)}$ to represent \mathcal{S} , where $\mathbf{A}_{ij}^X = 1$ if x_j is the one next item of x_i , and $\mathbf{A}_{ij}^X = 0$ otherwise.

Given the observed interaction sequences $(S^X, S^Y, S)_u$, the goal of CDSR is to predict the next item:

$$\begin{aligned} & \operatorname{argmax}_{x_i \in \mathcal{X}} \mathbf{P}^X(x_i | S^X, S^Y, S), \text{ if next item} \in \mathcal{X} \\ & \operatorname{argmax}_{y_j \in \mathcal{Y}} \mathbf{P}^Y(y_j | S^X, S^Y, S), \text{ if next item} \in \mathcal{Y} \end{aligned} \quad (1)$$

where $\mathbf{P}^X(x_i | S^X, S^Y, S) \in \mathbb{R}^{|\mathcal{X}|}$ and $\mathbf{P}^Y(y_j | S^X, S^Y, S) \in \mathbb{R}^{|\mathcal{Y}|}$ are the **probability of the candidate item** in domain X and Y , where the highest one is selected as the next recommended item.

3 METHODOLOGY

In this section, we propose our model **C²DSR**, which captures and transfers valuable information across domains by modeling single-domain and cross-domain representations. There are three major components of C²DSR: (1) Graphical and attentional encoder, which includes an embedding layer, a graph neural network module, and a self-attention module to generate a series of sequential representations (i.e., user representations) for each interaction sequence. (2) Sequential training objective, which includes two training objectives for single-domain and cross-domain interaction sequences to obtain single-domain and cross-domain user representations. (3) Contrastive infomax objective, which leverages the mutual information maximization principle to enhance the correlation between single-domain and cross-domain representations.

3.1 Graphical and Attentional Encoder

In this section, we introduce the graphical and attentive sequential encoder to capture CDSR data, which contains an embedding layer, a graph neural network module, and a self-attention module.

3.1.1 Embedding Initialization Layer. In the embedding mapping stage, to obtain initialized item representations for three single- and cross- item interaction sequences, we introduce three parameter matrices $\mathbf{E}^X \in \mathbb{R}^{|\mathcal{X}| \times d}$, $\mathbf{E}^Y \in \mathbb{R}^{|\mathcal{Y}| \times d}$ and $\mathbf{E} \in \mathbb{R}^{(|\mathcal{X}|+|\mathcal{Y}|) \times d}$, respectively, where d is the dimension of the embeddings. Besides, to recognize the ordered information of sequence, we define a learnable parameter position embedding matrix $\mathbf{T} \in \mathbb{R}^{M \times d}$ to enhance the input item embeddings for the self-attention module [5], where M is the max length of the interaction sequence, e.g., $M = 30$.

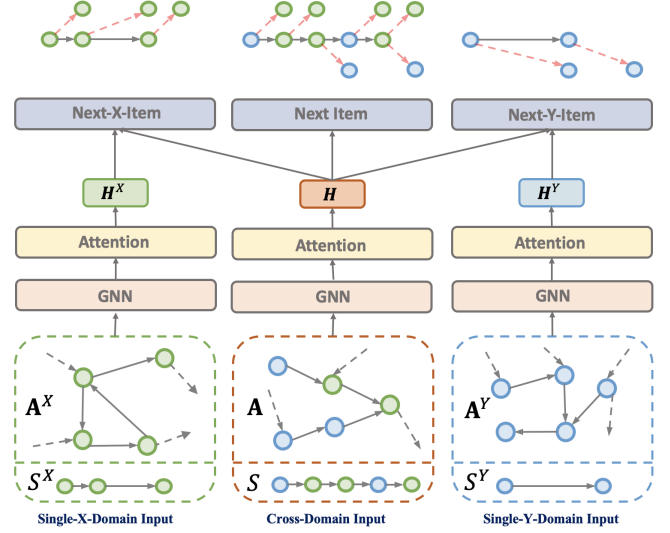


Figure 3: A toy example of sequential training objective for CDSR. The red dotted lines indicate the next prediction item.

3.1.2 Graph Neural Network Module. As a promising way to model the inter-sequence item relationship, we consider employing the graph neural network [19] over all the sequences. Motivated by recent studies [11, 43], we also remove the convolution matrix multiplication and non-linear activation function to capture the co-occurrence collaborative filtering signal better. Specifically, given the binary directed item-item matrices $\mathbf{A}^X, \mathbf{A}^Y, \mathbf{A}$ and initialized embedding $\mathbf{G}_0^X = \mathbf{E}^X, \mathbf{G}_0^Y = \mathbf{E}^Y, \mathbf{G}_0 = \mathbf{E}$, we have:

$$\mathbf{G}_1^X = \operatorname{Norm}(\mathbf{A}^X) \mathbf{G}_0^X, \quad \mathbf{G}_1^Y = \operatorname{Norm}(\mathbf{A}^Y) \mathbf{G}_0^Y, \quad \mathbf{G}_1 = \operatorname{Norm}(\mathbf{A}) \mathbf{G}_0, \quad (2)$$

where $\operatorname{Norm}(\cdot)$ denote the row-normalized function, $\mathbf{G}_1^X, \mathbf{G}_1^Y, \mathbf{G}_1$ are the convolutional outputs. By stacking L layers, we could obtain a series outputs $\{\mathbf{G}_0^X, \dots, \mathbf{G}_L^X\}, \{\mathbf{G}_0^Y, \dots, \mathbf{G}_L^Y\}, \{\mathbf{G}_0, \dots, \mathbf{G}_L\}$. To fully capture graphical information across layers, we use a $\operatorname{Mean}(\cdot)$ function to average them to fulfill item representations as:

$$\mathbf{G}^X = \operatorname{Mean}(\mathbf{G}_l^X) + \mathbf{E}^X, \quad \mathbf{G}^Y = \operatorname{Mean}(\mathbf{G}_l^Y) + \mathbf{E}^Y, \quad \mathbf{G} = \operatorname{Mean}(\mathbf{G}_l) + \mathbf{E}. \quad (3)$$

3.1.3 Self-Attention Module. To capture the intra-sequence item relationship, we utilize the self-attention module to encode the interaction sequences, since previous SR works prove the superior effectiveness of attention mechanism [24, 36, 45] against other sequential architectures such as GRU [13]. Similar to SASRec [17], in a self-attention module, there are two types of sub-layers: (1) the multi-head self-attention layer captures the complex intra-sequence item dependency in an interaction sequence, (2) the point-wise feed-forward layer endows a non-linearity projection to output the final sequential representations. For brevity, we employ the padding technique on the input sequences², and then formulate the overall encoding process (containing several feed-forward and

²We add a $\langle \text{pad} \rangle$ item to the corresponding positions to separate single-domain sequences S^X and S^Y from S . For example, $S^X = [\langle \text{pad} \rangle, x_1, x_2, \langle \text{pad} \rangle, x_3]$, $S^Y = [y_1, \langle \text{pad} \rangle, \langle \text{pad} \rangle, y_2, \langle \text{pad} \rangle]$, $S = [y_1, x_1, x_2, y_2, x_3]$, where a constant zero vector $\mathbf{0}$ is used as the embedding for the $\langle \text{pad} \rangle$ item.

self-attention layers) as:

$$\begin{aligned} \mathbf{H}^X &= \text{AttEncoder}^X(S^X, \mathbf{G}^X), \quad \mathbf{H}^Y = \text{AttEncoder}^Y(S^Y, \mathbf{G}^Y), \\ \mathbf{H} &= \text{AttEncoder}(S, \mathbf{G}), \end{aligned} \quad (4)$$

where $\mathbf{H}^X \in \mathbb{R}^{|S| \times d}$, $\mathbf{H}^Y \in \mathbb{R}^{|S| \times d}$, $\mathbf{H} \in \mathbb{R}^{|S| \times d}$ are sequential outputs, and we adopt several AttEncoder parameters to encode different interaction sequence S^X , S^Y and S for better adaptation.

3.2 Sequential Training Objective

Building upon the generated sequential outputs \mathbf{H}^X , \mathbf{H}^Y , \mathbf{H} , in this section, we employ two sequential objectives to optimize them to act as single-domain and cross-domain representations (in Figure 3).

3.2.1 Single-Domain Item Prediction. For the single-domain item prediction, as applied in many sequential recommendation approaches [13, 17, 39], the most common strategy is to train the model to recommend the next item based on the observed sequence directly. Taking the domain X as an example, given single-domain padding interaction sequence $S^X = [\langle \text{pad} \rangle, x_1, x_2, \langle \text{pad} \rangle, \dots, x_t]$, and its expected next item x_{t+1} . We adopt the commonly used training strategy to optimize our encoder as follows:

$$\begin{aligned} \mathcal{L}_{\text{single}}^X &= \sum_{S^X \in \mathcal{S}} \sum_t \mathcal{L}_{\text{single}}^X(S^X, t) \\ \mathcal{L}_{\text{single}}^X(S^X, t) &= -\log P_{\text{single}}^X(x_{t+1} | [\langle \text{pad} \rangle, x_1, x_2, \langle \text{pad} \rangle, \dots, x_t]), \end{aligned} \quad (5)$$

where the probability $P_{\text{single}}^X(x_{t+1} | [\langle \text{pad} \rangle, x_1, x_2, \langle \text{pad} \rangle, \dots, x_t])$ is designed to be proportional to the similarity between all the items $x \in \mathcal{X}$ and the given sequence in the vector space. Based on the learned representations \mathbf{H}^X and \mathbf{H} , we calculate single- X -domain prediction probability $P_{\text{single}}^X(\cdot)$ as follows (similarly for domain Y):

$$P_{\text{single}}^X(x_{t+1} | [\dots, x_t]) = \text{Softmax}(\mathbf{h}_t^X \mathbf{W}^X + \mathbf{h}_t \mathbf{W}^X)_{x_{t+1}} \quad (6)$$

where the $\mathbf{h}_t^X \in \mathbb{R}^{1 \times d}$, $\mathbf{h}_t \in \mathbb{R}^{1 \times d}$ are sequential representations at position t , $\mathbf{W}^X \in \mathbb{R}^{d \times |\mathcal{X}|}$ is the learnable parameter matrix for prediction. Specifically, $\text{Softmax}(\mathbf{h}_t^X \mathbf{W}^X + \mathbf{h}_t \mathbf{W}^X) \in \mathbb{R}^{|\mathcal{X}|}$ are non-negative prediction probabilities for all items $x \in \mathcal{X}$, and its sum is 1. We select the corresponding probability of x_{t+1} from it as our final prediction score. Note that those formulations (in Eq.(5-6)) also holds for single- Y -domain as $\mathcal{L}_{\text{single}}^Y$.

In particular, this training strategy could achieve promising results in a single-domain scenario, but it is hard to model the cross-domain interaction sequence. For example, suppose that we merge the two single-domain sequences to obtain the cross-domain item sequence “[Movie, Movie, Movie, Movie] \rightarrow Book”. Since the observed items are always Movie type, the above training strategy would minimize all Book type probabilities by optimizing $\text{Softmax}(\cdot) \in \mathbb{R}^{|\mathcal{X}| + |\mathcal{Y}|}$, even if some Book items show strong relevance with the latest Movie items, which may limit the model effectiveness. This observation motivates us to devise a more balanced training strategy for cross-domain interaction sequences.

3.2.2 Cross-Domain Item Prediction. In a cross-domain interaction sequence, a user usually shows diverse preferences, and the preference in one domain may impact the following interactions in another domain (e.g., watching the movie *Lord Rings* may lead to reading the book *Lord Rings*). Further, different domains contain

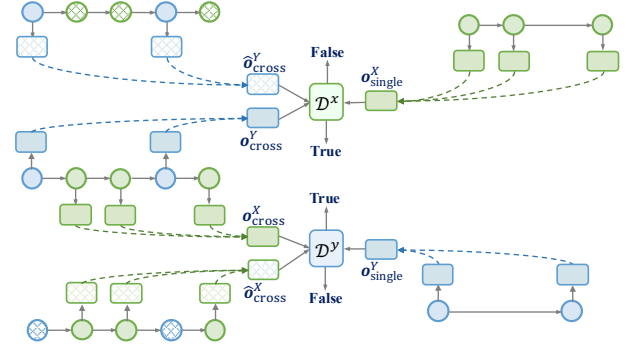


Figure 4: Illustration of our contrastive infomax. The hollow green/blue circles denote random items in domain X/Y .

different amount interactions, to avoid the prediction result dominated by the data-rich domain, a balanced objective function is required. That is to say, our model should also preserve the prediction ability in the Book domain when it predicts next the Movie item. Following this intuition and given next item x_{t+1} or y_{t+1} , we define the training strategy for cross-domain sequence S as follows:

$$\begin{aligned} \mathcal{L}_{\text{cross}} &= \sum_{S \in \mathcal{S}} \sum_t \mathcal{L}_{\text{cross}}(S, t), \\ \mathcal{L}_{\text{cross}}(S, t) &= \begin{cases} -\log P_{\text{cross}}^X(x_{t+1} | [y_1, x_1, x_2, \dots, x_t]), \\ -\log P_{\text{cross}}^Y(y_{t+1} | [y_1, x_1, x_2, \dots, x_t]), \end{cases} \end{aligned} \quad (7)$$

where we implement the prediction probability $P_{\text{cross}}^X(\cdot)$, $P_{\text{cross}}^Y(\cdot)$ by utilizing the learned representation \mathbf{H} as follows:

$$\begin{aligned} P_{\text{cross}}^X(x_{t+1} | [y_1, x_1, x_2, \dots, x_t]) &= \text{Softmax}(\mathbf{h}_t \mathbf{W}^X)_{x_{t+1}}, \\ P_{\text{cross}}^Y(y_{t+1} | [y_1, x_1, x_2, \dots, x_t]) &= \text{Softmax}(\mathbf{h}_t \mathbf{W}^Y)_{y_{t+1}}, \end{aligned} \quad (8)$$

where \mathbf{W}^X is the same parameter matrices in $P_{\text{single}}^X(\cdot)$. In the above Eq.(7), we decompose the loss function as two equally separate parts for the domain X and Y to optimize, which could preserve the prediction ability for one domain even if the interaction sequence contains many consecutive items in another domain.

Up to now, we have introduced the single- and cross-domain sequential item prediction objective. As shown in the Figure 3, the two type objectives have quite different purposes by leveraging the learned representations. In detail, \mathbf{H}^X , \mathbf{H}^Y are only used to predict the next single-domain item, and \mathbf{H} aims to predict both domains items. Therefore, by optimizing Eq.(5) and Eq.(7), \mathbf{H}^X , \mathbf{H}^Y are tended to encode single-domain user preference and \mathbf{H} is encouraged to act as the cross-domain user preference.

3.3 Contrastive Infomax Objective

Since the single-domain representations \mathbf{H}^X , \mathbf{H}^Y are learned from sequence S^X , S^Y independently, they tend to derive the partial user’s preference in a single domain. As mentioned before, it can be beneficial to incorporate the cross-domain preference to make better recommendations. Hence, inspired by the infomax principle [3, 41], we develop a novel contrastive infomax objective to improve correlation between the single-domain representations and cross-domain representations.

3.3.1 Single- and Cross-Domain Prototype Representations. To represent user’s holistic preferences in different interaction sequences S^X, S^Y, S , we generate the prototype representations [35] for them. Our insight of the prototype representation is borrowed from the prototypical network [38], which generates prototypes to represent samples of the same type. We utilize the centroid of sequential representations as to the prototype representation by a simple Mean operation. For example, to obtain single-domain prototype representations, the concrete procedures can be formulated as:

$$\mathbf{o}_{\text{single}}^X = \text{Mean}(\mathbf{H}^X), \quad \mathbf{o}_{\text{single}}^Y = \text{Mean}(\mathbf{H}^Y), \quad (9)$$

where the $\mathbf{o}_{\text{single}}^X \in \mathbb{R}^{1 \times d}$ and $\mathbf{o}_{\text{single}}^Y \in \mathbb{R}^{1 \times d}$ are the X -domain and Y -domain prototype representations of S^X and S^Y , respectively.

For the cross-domain interaction sequence S , we generate two cross-domain prototype representations by average corresponding domain item representations:

$$\mathbf{o}_{\text{cross}}^X = \text{Mean}(\{\mathbf{h}_t : S_t \in \mathcal{X}\}), \quad \mathbf{o}_{\text{cross}}^Y = \text{Mean}(\{\mathbf{h}_t : S_t \in \mathcal{Y}\}), \quad (10)$$

where the $\mathbf{o}_{\text{cross}}^X$ and $\mathbf{o}_{\text{cross}}^Y$ are the cross-domain prototype representations for domain X and Y , which encode the user’s holistic preferences from both domains information.

3.3.2 Infomax Objective. After obtaining the prototype representations, we follow the intuition from DIM [14] and use a noise-contrastive objective between the samples from joint (positive examples) and the product of marginals (negative examples) to formulate our contrastive infomax objective. To generate negative samples from the positive cross-domain interaction sequence S , we devise two corruption functions Corrupt^X and Corrupt^Y with the negative sampling trick for domain X and Y respectively. The detail of our corruption functions can be performed as:

$$\begin{aligned} \widehat{S}^X &= \text{Corrupt}^X(S) = [\widehat{y}_1, x_1, x_2, \widehat{y}_2, \dots], \\ \widehat{S}^Y &= \text{Corrupt}^Y(S) = [y_1, \widehat{x}_1, \widehat{x}_2, y_2, \dots], \end{aligned} \quad (11)$$

where \widehat{x} and \widehat{y} are randomly selected items in corresponding domain, and \widehat{S}^X and \widehat{S}^Y are the corrupted cross-domain interaction sequences. By Eq.(4) and Eq.(10), we produce the prototype representations $\widehat{\mathbf{o}}_{\text{cross}}^X$ and $\widehat{\mathbf{o}}_{\text{cross}}^Y$ for \widehat{S}^X and \widehat{S}^Y respectively.

Considering the user may have correlated preference between two domains, we hope the prototype representations from two domains are inherently relevant. Taking domain X as an example, we hope single- X -domain representation $\mathbf{o}_{\text{single}}^X$ is relevant to $\mathbf{o}_{\text{cross}}^Y$ with true X domain items, but is irrelevant to $\widehat{\mathbf{o}}_{\text{cross}}^Y$ with false X domain items. Such a design not only enforces correlations between two domains, but also makes cross-domain representations (e.g., $\mathbf{o}_{\text{cross}}^Y$) focusing on the real sequential interaction in the domain X . Thereby, our infomax objective $\mathcal{L}_{\text{disc}}^X$ is defined as (note that also holds for domain Y and leads to $\mathcal{L}_{\text{disc}}^Y$):

$$\mathcal{L}_{\text{disc}}^X = \sum_{(S^X, S^Y, S)_{u \in \mathcal{S}}} -(\log \mathcal{D}^X(\mathbf{o}_{\text{single}}^X, \mathbf{o}_{\text{cross}}^Y) + \log(1 - \mathcal{D}^X(\mathbf{o}_{\text{single}}^X, \widehat{\mathbf{o}}_{\text{cross}}^Y))) \quad (12)$$

where the \mathcal{D}_X can be regarded as a binary discriminator to measure single- and cross- domain prototype representation pairs by a bilinear mapping function:

$$\mathcal{D}^X(\mathbf{o}_{\text{single}}^X, \mathbf{o}_{\text{cross}}^Y) = \sigma(\mathbf{o}_{\text{single}}^X \mathbf{W}_{\text{disc}}^X (\mathbf{o}_{\text{cross}}^Y)^\top), \quad (13)$$

where $\mathbf{W}_{\text{disc}}^X \in \mathbb{R}^{d \times d}$ is a learnable parameter matrix, σ is the Sigmoid(\cdot) function. As discussed in previous works [3, 41], the binary cross-entropy loss in Eq.(12) is an effective mutual information (MI) estimator. It can maximize the MI between the single- and cross- domain representations, and capture the correlation between them, since it measures the Jensen–Shannon (JS) divergence between the joint distribution and the product of marginals. Further, it follows the min-max objective as formalized in generative adversarial network (GAN) [6], and the GAN objective is closely related to JS divergence that can be used in MI estimation.

3.4 Model Training and Evaluation

The total loss function of C²DSR contains two types:

$$\mathcal{L} = \lambda(\underbrace{\mathcal{L}_{\text{cross}} + \mathcal{L}_{\text{single}}^X + \mathcal{L}_{\text{single}}^Y}_{\text{Sequential training objective}}) + (1 - \lambda)(\underbrace{\mathcal{L}_{\text{disc}}^X + \mathcal{L}_{\text{disc}}^Y}_{\text{Contrastive infomax objective}}) \quad (14)$$

where λ is the harmonic factor. Our C²DSR can be optimized with the mini-batch manner [18], and keeps the similar time complexity³ with other attention-architecture SR approaches.

In the evaluation stage, we utilize the corresponding single-domain and cross-domain representations to make prediction. For instance, given the latest representations $\mathbf{h}_{|S|}^X$ and $\mathbf{h}_{|S|}$, we select the item with highest prediction score in domain X as the recommended next item (see Section 4.2.1):

$$\begin{aligned} &\arg\max_{x_i \in \mathcal{X}} \text{P}^X(x_i | S^X, S^Y, S), \quad \text{where} \\ &\text{P}^X(x_i | S^X, S^Y, S) = \text{Softmax}(\mathbf{h}_{|S|}^X \mathbf{W}^X + \mathbf{h}_{|S|} \mathbf{W}^X)_{x_i}. \end{aligned} \quad (15)$$

The prediction function also holds for domain Y , achieving the final task goal in Eq. (1).

4 EXPERIMENTS

In this section, we evaluate the performance of C²DSR in comparison with various approaches. Moreover, we conduct detailed studies about model variants to show the effectiveness of our model components and analyze the impact of hyperparameters.

4.1 Datasets

As used in many cross-domain recommendation methods, we also utilize the public available Amazon⁴ (E-commerce platform) and HVIDEO⁵ (TV service platform) datasets to build the CDSR scenarios. Following previous works [27, 28], we select the following six domains to generate three CDSR scenarios for experiments: “Food-Kitchen” (Amazon), “Movie-Book” (Amazon) and “Entertainment-Education” (HVIDEO). For fair comparisons with previous methods, we first extract users who have interactions in both domains and then filter out some users and items that the number of interactions are fewer than 10. Furthermore, to satisfy the sequential constraints, we preserve those cross-domain interaction sequences containing at least 3 items from each domain within a period of time (e.g., a month for the “Movie-Book” and a year for the “Food-Kitchen”). In the training/validation/test partition, different from

³Empirically, in the same running environment, C²DSR and SASRec would cost around 54s and 40s per epoch on “Food-Kitchen” dataset for training on a Tesla T4 GPU. Details are reported in implementation setting section.

⁴http://jmcauley.ucsd.edu/data/amazon/index_2014.html

⁵https://bitbucket.org/Catherine_Ma/pinet_sigir2019/src/master/HVIDEO/

Table 1: Statistics of Three CDSR scenarios.

Scenarios	#Items	#Train	#Valid	#Test	Avg.length
Food	29,207	34,117	2,722	2,747	9.91
Kitchen	34,886		5,451	5,659	
Movie	36,845	58,515	2,032	1,978	11.98
Book	63,937		5,612	5,730	
Entertainment	8,367	120,635	4,525	4,485	29.94
Education	11,404		2,404	2,300	

π -Net [28], PSJNet [37] and MIFN [27] which randomly select samples to construct the training/validation/test datasets resulting in the serious **information leak** problem. We analyze the information leak problem by calculating those users’ interaction sequences in validation/test sets that happened before than corresponding users’ interaction sequences in training set (using future interaction sequences to predict the past interactions), and we find about 60% validation/test samples were leaked in MIFN preprocessed data. In our work, to avoid this problem, the users’ latestest interaction sequences are equally divided into the validation/test set, and the other interaction sequences for training set. Statistics of our corrected datasets in CDSR scenarios are summarized in Table 1.

4.2 Experimental Setting

4.2.1 Evaluation Protocol. Following previous works [17, 36, 45], we also leverage the leave-one-out method to calculate the recommendation performance. To guarantee unbiased evaluation, we follow Rendle’s literature [20] to calculate 1,000 scores for each validation/test case (including 999 negative items and 1 positive item). Then, we report the *Top-K* recommendation performance of the 1,000 ranking list in terms of MRR (Mean Reciprocal Rank) [42], NDCG@{5, 10} (Normalized Discounted Cumulative Gain) [16] and HR@{1, 5, 10} (Hit Ratio).

4.2.2 Compared Baselines. In this section, we explain four classes of baselines and their key operations for adaptation.

Traditional recommendation baselines: (1) **BPRMF** [31] is a well-known method which devises a pairwise ranking loss function to learn users and items representations. (2) **ItemKNN** [32] follows the metric learning idea, which assumes those interacted items of a user have higher similarity than the items not interacted yet. For those methods, we ignore sequential constraints of user-item interaction sequences and train them on mixed user-item pair datasets.

Cross-domain recommendation baselines: (1) **NCF-MLP** [12] is a famous approach which learns representations by MLP networks. To adapt two domains, we employ it to learn user/item representations by two separate base MLP networks with a shared initialized user embedding layer. (2) **CoNet** [15] is a classic method of cross-domain recommendation, which first models interactions of two domains by two base networks, and then transfers information by a cross-network between the two base networks. For them, we also ignore sequential constraints of user-item interaction sequences.

Sequential recommendation baselines: (1) **GRU4Rec** [13] applies GRU-architecture to model interaction sequence for SR. (2) **SAS-Rec** [17] is one of the state-of-the-art baselines for SR, which uses

the self-attention mechanism to model the interaction sequence. (3) **SR-GNN** [44] is a pioneer work to apply graph neural network to capture high-order relationships between items for SR. For those methods, we preserve the sequential constraints and train them on mixed interaction sequence datasets directly.

Cross-domain sequential recommendation baselines: (1) **π -Net** [28] is the pioneering work for CDSR, which devises a novel gating recurrent module to model and transfer knowledge across different domains. (2) **PSJNet** [37] is extended from π -Net, which introduces a parallel split-join scheme to transfer the different user intention across domains. (3) **MIFN** [27] is recently proposed approach for CDSR, which constructs a knowledge graph to guide the connection between items from other domains to transfer information across domains. For those methods, we use the **self-attention module** as their sequence encoder.

4.2.3 Implementation and Hyperparameter Setting. For fair comparisons, we keep the same hyperparameter settings as MIFN. For all methods, we first fix the embedding size d and mini-batch batch size B as 256, the dropout rate is fixed as 0.3, the L_2 regularizer coefficient is selected from {0.0001, 0.00005, 0.00001}, the learning rate is selected from {0.001, 0.0005, 0.0001}, the training epoch is fixed as 100 to get the best result, the harmonic factor λ is selected from 0.1 to 0.9 with step length 0.1, the deep of GNN L is selected from {1, 2, 3, 4}, and the Adam [18] optimizer is used to update all parameters. Besides, as recommended in SASRec, we adapt two single-head attention blocks and the learned positional embedding in this work, and the channel number of π -net and PSJNet is 5 as suggested in their literature. We select the best evaluation results according to the highest MRR performance on the validation set.

4.3 Performance Comparisons

Table 2, 3 and 4 show the performance of compared methods on the “Food-Kitchen”, “Movie-Book” and “Entertainment-Education” CDSR scenarios. Note that we do not provide MIFN results on “Entertainment-Education”, since we could not obtain the item knowledge graph on the HVIDEO datasets. The best performance is in boldface and the second is underlined. From them, we have several insightful observations: (1) For the cross-domain recommendation baselines, CoNet and NCF-MLP show better performance than traditional baselines BPRMF and ItemKNN, which validates that considering the difference between domains and transferring such knowledge across domains could be helpful for better domain adaptation. (2) For the SR baselines, GRU4Rec, SASRec and SR-GNN show promising performances in the mixed sequential recommendation datasets. Meanwhile, those methods significantly outperform BPRMF, ItemKNN, NCF-MLP and CoNet. The reason is that capturing the sequential characteristics of interactions could provide valuable clues to make precise recommendations. Moreover, it is obvious that SASRec and SR-GNN achieve robust performance than GRU4Rec in the “Entertainment-Education” CDSR scenario. After our statistics, we think the reason might be the sequence length, this scenario has much longer sequence than others (as shown in Table 1), and the self-attention encoder has stronger ability to model the longer sequence than GRU. (3) For the CDSR baselines, π -Net, PSJNet and MIFN reach superior performance to other baselines, which indicates the cross-domain information is also beneficial to

Table 2: Experimental results (%) on the Food-Kitchen scenario.

Methods	Food-domain recommendation						Kitchen-domain recommendation					
	MRR	NDCG		HR		MRR	NDCG		HR			
		@5	@10	@1	@5		@10	@5	@10	@1	@5	@10
BPRMF	4.10	3.55	4.03	2.42	4.51	5.95	2.01	1.45	1.85	0.73	2.18	3.43
ItemKNN	3.92	3.51	3.97	2.41	4.59	5.98	1.89	1.28	1.75	0.58	1.99	3.26
NCF-MLP	4.49	3.94	4.51	2.68	5.10	6.86	2.18	1.57	2.03	0.91	2.23	3.65
CoNet	4.13	3.61	4.14	2.42	4.77	6.35	2.17	1.50	2.11	0.95	2.07	3.71
GRU4Rec	5.79	5.48	6.13	3.63	7.12	9.11	3.06	2.55	3.10	1.61	3.50	5.22
SASRec	7.30	6.90	7.79	4.73	8.92	11.68	3.79	3.35	3.93	1.92	4.78	6.62
SR-GNN	7.84	7.58	8.35	5.03	9.88	12.27	4.01	3.47	4.13	2.07	4.80	6.84
π -Net	7.68	7.32	8.13	5.25	9.25	11.75	3.53	2.98	3.73	1.57	4.34	6.67
PSJNet	8.33	8.07	8.77	5.73	10.28	12.45	<u>4.10</u>	<u>3.68</u>	<u>4.32</u>	2.14	<u>5.17</u>	<u>7.15</u>
MIFN	8.55	8.28	<u>9.01</u>	<u>6.02</u>	<u>10.43</u>	<u>12.71</u>	4.09	3.57	4.29	<u>2.21</u>	4.86	7.08
C ² DSR	8.91	8.65	9.71	5.84	11.24	14.54	4.65	4.16	4.94	2.51	5.74	8.18

Table 3: Experimental results (%) on the Movie-Book scenario.

Methods	Movie-domain recommendation						Book-domain recommendation					
	MRR	NDCG		HR		MRR	NDCG		HR			
		@5	@10	@1	@5		@10	@5	@10	@1	@5	@10
BPRMF	2.96	2.18	2.80	1.41	3.03	4.95	1.27	0.85	1.17	0.48	1.23	2.25
ItemKNN	2.92	2.17	2.88	1.26	3.13	5.35	1.26	0.86	1.10	0.48	1.25	2.00
NCF-MLP	3.05	2.26	2.96	1.41	3.13	5.30	1.43	1.06	1.26	0.62	1.39	2.18
CoNet	3.07	2.42	3.01	1.31	3.48	5.35	1.45	1.04	1.28	0.64	1.44	2.19
GRU4Rec	3.83	3.14	3.73	2.27	3.39	5.40	1.68	1.34	1.52	0.91	1.81	2.37
SASRec	3.79	3.23	3.69	2.37	3.99	5.20	1.81	1.41	1.71	0.95	1.83	2.75
SR-GNN	3.85	3.27	3.78	2.22	4.19	5.81	1.78	1.40	1.66	0.89	1.90	2.72
π -Net	4.16	3.72	4.17	2.52	4.75	6.11	2.17	1.84	2.03	1.43	2.25	2.84
PSJNet	4.63	4.06	4.76	2.78	5.30	7.53	2.44	2.07	<u>2.35</u>	<u>1.66</u>	<u>2.58</u>	<u>3.28</u>
MIFN	<u>5.05</u>	<u>4.21</u>	<u>5.20</u>	<u>2.83</u>	<u>5.51</u>	<u>8.29</u>	<u>2.51</u>	<u>2.12</u>	2.31	1.60	2.46	3.07
C ² DSR	5.54	4.76	5.76	3.13	6.47	9.55	2.55	2.17	2.45	1.71	2.84	3.75

Table 4: Experimental results (%) on the Entertainment-Education scenario.

Methods	Entertainment-domain recommendation						Education-domain recommendation					
	MRR	NDCG		HR		MRR	NDCG		HR			
		@5	@10	@1	@5		@10	@5	@10	@1	@5	@10
BPRMF	45.97	47.38	50.11	35.98	57.65	66.08	46.50	47.51	49.27	38.69	54.86	60.26
ItemKNN	47.81	49.24	52.01	37.91	59.44	67.93	46.22	47.23	49.22	38.08	54.86	61.04
NCF-MLP	44.94	47.57	50.61	31.66	61.73	71.08	46.24	48.73	50.66	35.17	60.56	66.43
CoNet	45.76	48.31	51.63	32.30	62.45	72.68	47.83	50.11	52.22	36.60	61.65	68.04
GRU4Rec	45.61	47.48	51.46	32.73	61.06	73.35	51.35	53.88	56.21	39.95	66.13	73.21
SASRec	50.44	52.67	56.10	37.05	66.39	76.92	53.69	55.87	58.64	41.86	68.04	76.56
SR-GNN	50.67	52.77	56.47	37.43	66.30	<u>77.17</u>	54.74	56.73	59.69	43.08	68.43	<u>77.47</u>
π -Net	52.68	54.88	57.63	40.91	67.15	75.11	55.05	57.23	59.32	44.26	68.21	74.65
PSJNet	<u>53.50</u>	<u>57.57</u>	60.07	42.52	<u>68.94</u>	76.56	<u>55.94</u>	<u>58.18</u>	<u>60.15</u>	45.21	<u>69.01</u>	75.08
C ² DSR	53.87	<u>56.20</u>	<u>59.35</u>	<u>40.89</u>	69.45	79.08	56.72	59.05	61.56	<u>45.13</u>	71.04	79.21

enhance recommendation performance. Besides, those methods show distinct prediction performances, which indicates the transfer strategy is vital to model the cross-domain user preference. (4) Our C²DSR largely outperforms all baselines in many metrics, proving the high effectiveness of our model in CDSR task. This fact indicates that utilizing the inter- and intra- sequence item relationships to model the single- and cross- domain user preference is important

for CDSR. Compared with previous works (π -Net, PSJNet), it seems that using an explicit way to guide the information transferring is more useful than modeling implicitly transferring module directly, such as using the cross-domain item knowledge graph of MIFN, our proposed sequential objectives and contrastive infomax objective. (5) An interesting phenomenon is that the results on "Entertainment-Education" are much higher than others. This is

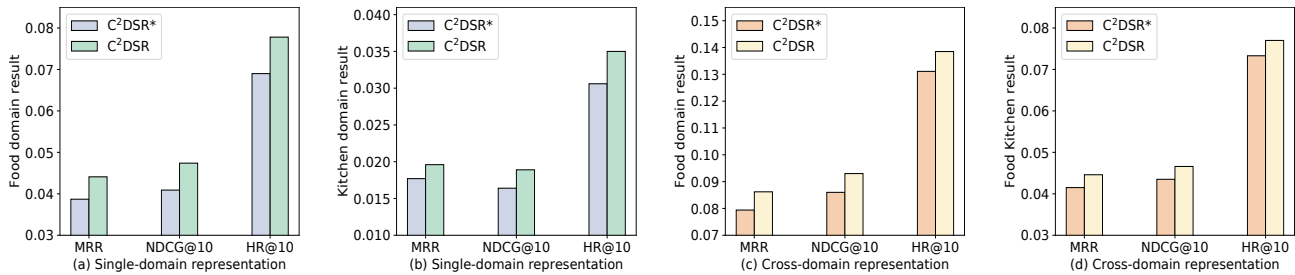


Figure 5: The predictive results of single-domain and cross-domain representations on Food-Kitchen.

because that users sometimes conduct repeat behaviors [30] in TV platform, e.g., watching the same teleplay continuously during a period of time, making it easy to make recommendation.

4.4 Discussion of Model Variants

This section investigates the effectiveness of our model components and the extensibility of the proposed contrastive infomax objective. We conduct several model variants, and the “Food-Kitchen” and “Entertainment-Education” results of these model variants are provided in Table 5, respectively. Specifically, we use “++” to denote that the model is incorporated with our graph neural network and trained by our proposed cross-domain sequential training objective. We use “*” to denote that the model is trained without our proposed infomax objective. Besides, C²DSR(GRU4Rec) adopts GRU4Rec as the sequential encoder but with the same infomax objective.

From Table 5, we have several insightful observations: (1) The “++” marked methods show significant improvements over the original methods, which demonstrates that modeling the inter-sequence and intra-sequence item relations and training with our proposed cross-domain objective is beneficial to fit the cross-domain interaction sequence. (2) The “*” marked methods consistently outperform than the “++” counterparts, which reveals that jointly modeling the single-domain and cross-domain user preferences is also critical for CDSR task. (3) Compared with other attention based baselines, the performance of model variant C²DSR(GRU4Rec) is also satisfying, which indicates that our proposed infomax objective can be seamlessly incorporated into other sequential encoders to enhance their effectiveness by capturing the correlation between single- and cross-domain user representations.

4.5 Discussion of the Infomax Impact

In this section, to further validate that our presented contrastive infomax objective is able to enhance the single-domain and cross-domain representations, we conduct an analysis between C²DSR and C²DSR* (trained without the infomax objective). As shown in Figure 5, we only leverage the single-domain representation or the cross-domain representation to test the predictive power in each domain. From it, we can observe that: (1) The cross-domain representation has more powerful predictive ability than the single-domain representation, which indicates that it is vital to consider other relevant domain to enhance each single-domain sequential recommendation. (2) Compared with C²DSR*, our proposed infomax objective could enhance the prediction ability of single-domain

Table 5: Variants results on Food-Kitchen.

Model Variants	Food-domain			Kitchen-domain		
	MRR	NDCG@10	HR@10	MRR	NDCG@10	HR@10
GRU4Rec	5.79	6.13	9.11	3.06	3.10	5.22
GRU4Rec++	6.92	7.18	10.10	3.21	3.28	5.63
C ² DSR(GRU4Rec)*	6.83	7.26	10.72	3.57	3.68	6.10
C ² DSR(GRU4Rec)	7.68	8.02	11.60	3.92	4.02	6.54
SASRec	7.30	7.79	11.68	3.79	3.93	6.62
SASRec++	8.09	8.70	13.11	4.20	4.45	7.55
C ² DSR*	8.73	9.36	13.66	4.41	4.55	7.70
C ² DSR	8.91	9.71	14.54	4.65	4.94	8.18

and cross-domain representations simultaneously. We assume the reason is that our contrastive infomax objective could enable the single-domain representation to perceive the complete user preferences and encourage the cross-domain representation to provide more general preferences in both domains.

4.6 Hyperparameter Analysis

This section investigates the parameter sensitivity of the harmonic factor λ and graph neural network depth L .

For hyperparameter λ , the Figure 6(a) and 6(b) show its “Food” domain and “Kitchen” domain prediction performance in terms of NDCG@10 and HR@10, respectively. According to it, we can find that our model achieves consistent improvements than $\lambda = 1.0$ (This case means trained without our contrastive infomax objective). Specifically, our model shows superior and robust results when the λ is in the range $[0.3, 0.7]$. Even in the worst settings, our C²DSR is still better than other baselines shown in Table 2. Besides, we find that setting λ as a larger number could lead to faster speed for training convergence. That is to say, $\lambda = 0.7$ might be a balanced choice between the model effectiveness and model efficiency.

For hyperparameter L , the Figure 7(a) and 7(b) show its “Food” domain and “Kitchen” domain prediction performance in terms of NDCG@10 and HR@10, respectively. As shown in this Figure, we report the recommendation results under the $L = \{0, 1, 2, 3, 4\}$, note that the $L = 0$ means ignoring the graph neural network module. Generally, our model gives steady improvements in the cases $L = \{1, 2\}$ and shows the degeneration performance in the cases $L = \{3, 4\}$. The reason might be that a deep graph neural network easily causes the over-smoothing issue, which limits the model effectiveness to capture collaborative signal. Therefore, choosing smaller values of L is a reasonable way.

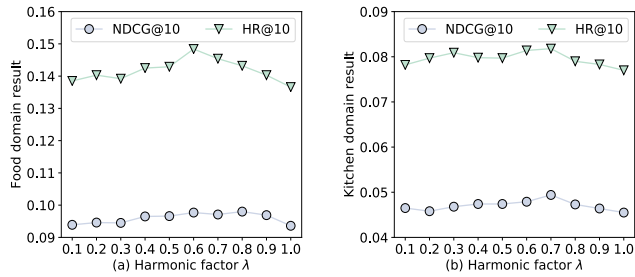


Figure 6: Result of harmonic factor λ .

5 RELATED WORKS

Contrastive Learning provides a promising paradigm to measure the dependency of input variables by calculating their mutual information (MI). In past years, several classical works have proposed to utilize contrastive learning for computer vision, neural language processing, and graph data, such as DIM [14], CPC [40] and DGI [41]. The DIM develops a contrastive objective to maximize the MI between local and global image representation. The CPC is designed for structure sequence data, which maximizes the MI between partial past representations and its summarized future representations. The DGI further extended contrastive learning to unstructured graph data, which maximizes the MI between local sub-graph representations and corresponding global graph representations. Recently, this idea to the sequential recommendation, such as S³-Rec [45] proposes contrastive objectives to maximize the mutual information of item context information in different forms or granularities. In this work, we devise a novel contrastive infomax objective to maximize the MI between the single- and cross- domain representations for CDSR.

Cross-Domain Recommendation is a powerful technique to alleviate data sparsity issue in recommender system. Typical cross domain recommendation models are extended from single-domain recommendation models, such as the CMF [34], and M³Rec [1]. Those methods exploit the interactions from other auxiliary domains to fulfill the user behaviours to make better recommendation in target domain. Recently, the idea of transfer learning motivates many efforts, such as CoNet [15], and BiTGCF [26]. Those methods first utilize two base neural networks to model user-item interactions in source and target domain separately, and then devise distinct transfer modules to fuse them. On top of that, latest works are focus on mining and transferring the domain-shared information across domains, such as DisenCDR [2] and CDRIB [4].

Sequential Recommendation models the dynamic user preference to predict future items by latest historical interaction sequences. The pioneering works of SR are always based on the Markov Chain assumption [8, 9, 33]. Those methods learn an item-item co-occurrence relationship and utilize it to predict the next item given the last interacted items. Recently, with the wave of neural networks, various methods have been proposed to model SR, such as recurrent networks (GRU4Rec [13], HRNN [29]), convolutional neural networks (Caser [39]), attention networks (SAS-Rec [17], NARM [23]), and graph networks (SR-GNN [44]).

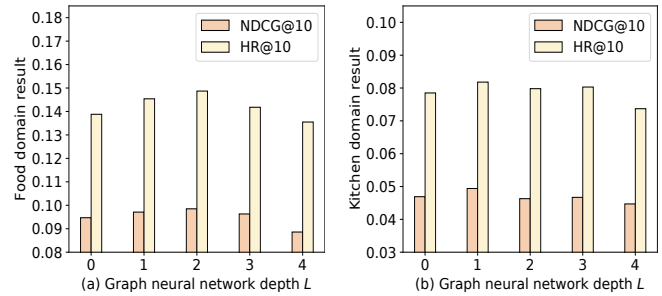


Figure 7: Impact of GNN depth L .

Cross-Domain Sequential Recommendation aims to make better recommendation for SR task that the items belong to several domains. The pioneering work is the π -Net [28] and PSJNet [37], those methods devise elaborate gating mechanisms to transfer the single-domain information. Zhuang et al. [46] propose a cross-domain novelty-seeking algorithm for better modeling an individual’s propensity for knowledge transfer across different domains. Besides, some works construct interacted graph (or knowledge graph) between different domain items to guide the information transferring across domain, such as DA-GCN [7] and MIFN [27]. In industry, the SEMI [21] and RecGURU [22] are proposed for cross-domain short-video recommendation (e.g., Taobao Video and Tencent Video), by utilizing the additional multi-modal information (e.g., text and key-frame information) or the adversarial Learning. Compared with these methods, our C²DSR has important design differences as follows: (1) we consider the single- and cross- domain user preferences at same time, (2) we devise a novel contrastive infomax objective to capture the cross-domain correlation.

6 CONCLUSION

This paper proposes a novel model C²DSR for cross-domain sequential recommendation. Particularly, our method includes a graphical and attentional encoder to simultaneously leverage the intra- and inter- sequence item relationships, and two sequential objectives with a contrastive objective to jointly learn and enhance the single- and cross- domain user preferences. Additionally, we correct the information leak issue in previous works, and release the corrected datasets for future works. Empirical results demonstrate the effectiveness of C²DSR, reaching a new state-of-the-art performance. Besides, we analyze the effectiveness of our model components and the contrastive objective in detail. In the future, we will explore our model in multi-domain setting and in continuous time space.

ACKNOWLEDGEMENT

We are very grateful to Jie Yu for helpful discussions on early draft. We are also thank anonymous reviewers for their constructive comments. This work was supported by the National Key Research and Development Program of China under Grant No.2021YFB3100600, the Strategic Priority Research Program of Chinese Academy of Sciences under Grant No.XDC02040400, and the Youth Innovation Promotion Association of CAS under Grant No.2021153.

REFERENCES

- [1] Jiangxia Cao, Xin Cong, Tingwen Liu, and Bin Wang. 2022. Item Similarity Mining for Multi-Market Recommendation. In *ACM International Conference on Research on Development in Information Retrieval (SIGIR)*.
- [2] Jiangxia Cao, Xixun Lin, Xin Cong, Jing Ya, Tingwen Liu, and Bin Wang. 2022. DisenCDR: Learning Disentangled Representations for Cross-Domain Recommendation. In *ACM International Conference on Research on Development in Information Retrieval (SIGIR)*.
- [3] Jiangxia Cao, Xixun Lin, Shu Guo, Luchen Liu, Tingwen Liu, and Bin Wang. 2021. Bipartite Graph Embedding via Mutual Information Maximization. In *ACM International Conference on Web Search and Data Mining (WSDM)*.
- [4] Jiangxia Cao, Jiawei Sheng, Xin Cong, Tingwen Liu, and Bin Wang. 2022. Cross-Domain Recommendation to Cold-Start Users via Variational Information Bottleneck. In *IEEE International Conference on Data Engineering (ICDE)*.
- [5] Jacob Devlin, Ming-Wei Chang, Kenton Lee, and Kristina Toutanova. 2019. BERT: Pre-training of Deep Bidirectional Transformers for Language Understanding. In *The Annual Conference of the North American Chapter of the Association for Computational Linguistics (NAACL)*.
- [6] Ian J. Goodfellow, Jean Pouget-Abadie, Mehdi Mirza, Bing Xu, David Warde-Farley, Sherjil Ozair, Aaron C. Courville, and Yoshua Bengio. 2014. Generative Adversarial Nets. In *Annual Conference on Neural Information Processing Systems (NeurIPS)*.
- [7] Lei Guo, Li Tang, Tong Chen, Lei Zhu, Quoc Viet Hung Nguyen, and Hongzhi Yin. 2021. DA-GCN: A Domain-aware Attentive Graph Convolution Network for Shared-account Cross-domain Sequential Recommendation. In *International Joint Conference on Artificial Intelligence (IJCAI)*.
- [8] Ruining He, Wang-Cheng Kang, and Julian McAuley. 2017. Translation-based Recommendation. (2017).
- [9] Ruining He and Julian McAuley. 2016. Fusing Similarity Models with Markov Chains for Sparse Sequential Recommendation. In *IEEE International Conference on Data Mining (ICDM)*.
- [10] Ruining He and Julian McAuley. 2016. Ups and Downs: Modeling the Visual Evolution of Fashion Trends with One-Class Collaborative Filtering. In *The World Wide Web Conference (WWW)*.
- [11] Xiangnan He, Kuan Deng, Xiang Wang, Yan Li, Yongdong Zhang, and Meng Wang. 2020. Lightgcn: Simplifying and powering graph convolution network for recommendation. In *ACM International Conference on Research on Development in Information Retrieval (SIGIR)*.
- [12] Xiangnan He, Lizi Liao, Hanwang Zhang, Liqiang Nie, Xia Hu, and Tat-Seng Chua. 2017. Neural Collaborative Filtering. In *The World Wide Web Conference (WWW)*.
- [13] Balázs Hidasi, Alexandros Karatzoglou, Linas Baltrunas, and Domonkos Tikk. 2015. Session-based Recommendations with Recurrent Neural Networks. In *International Conference on Learning Representations (ICLR)*.
- [14] R Devon Hjelm, Alex Fedorov, Samuel Lavoie-Marchildon, Karan Grewal, Phil Bachman, Adam Trischler, and Yoshua Bengio. 2019. Learning deep representations by mutual information estimation and maximization. In *International Conference on Learning Representations (ICLR)*.
- [15] Guangneng Hu, Yu Zhang, and Qiang Yang. 2018. Conet: Collaborative Cross Networks for Cross-Domain Recommendation. In *ACM International Conference on Information and Knowledge Management (CIKM)*.
- [16] Kalervo Järvelin and Jaana Kekäläinen. 2002. Cumulated gain-based evaluation of IR techniques. *ACM Transactions on Information Systems (TOIS)* (2002).
- [17] Wang-Cheng Kang and Julian McAuley. 2018. Self-Attentive Sequential Recommendation. In *IEEE International Conference on Data Mining (ICDM)*.
- [18] P. Diederik Kingma and Lei Jimmy Ba. 2015. Adam: A Method for Stochastic Optimization. In *International Conference on Learning Representations (ICLR)*.
- [19] Thomas N. Kipf and Max Welling. 2017. Semi-Supervised Classification with Graph Convolutional Networks. In *International Conference on Learning Representations (ICLR)*.
- [20] Walid Krichene and Steffen Rendle. 2020. On Sampled Metrics for Item Recommendation. In *ACM Knowledge Discovery and Data Mining (KDD)*.
- [21] Chenyi Lei, Yong Liu, Lingzi Zhang, Guoxin Wang, Haihong Tang, Houqiang Li, and Chunyan Miao. 2021. SEMI: A Sequential Multi-Modal Information Transfer Network for E-Commerce Micro-Video Recommendations. In *ACM Knowledge Discovery and Data Mining (KDD)*.
- [22] Chenglin Li, Mingjun Zhao, Huanming Zhang, Chenyun Yu, Lei Cheng, Guoqiang Shu, Beibei Kong, and Di Niu. 2022. RecGURU: Adversarial Learning of Generalized User Representations for Cross-Domain Recommendation. In *ACM International Conference on Web Search and Data Mining (WSDM)*.
- [23] J. Li, Pengjie Ren, Zhumin Chen, Zhaochun Ren, Tao Lian, and Jun Ma. 2017. Neural Attentive Session-based Recommendation. In *ACM International Conference on Information and Knowledge Management (CIKM)*.
- [24] Jiacheng Li, Yujie Wang, and Julian McAuley. 2020. Time Interval Aware Self-Attention for Sequential Recommendation. In *ACM International Conference on Web Search and Data Mining (WSDM)*.
- [25] Ralph Linsker. 1988. Self-organization in a perceptual network. *Computer* (1988).
- [26] Meng Liu, Jianjun Li, Guohui Li, and Peng Pan. 2020. Cross Domain Recommendation via Bi-directional Transfer Graph Collaborative Filtering Networks. In *ACM International Conference on Information and Knowledge Management (CIKM)*.
- [27] Muyang Ma, Pengjie Ren, Zhumin Chen, Zhaochun Ren, Lifan Zhao, Jun Ma, and M. de Rijke. 2022. Mixed Information Flow for Cross-domain Sequential Recommendations. *ACM Transactions on Knowledge Discovery from Data (TKDD)* (2022).
- [28] Muyang Ma, Pengjie Ren, Yujie Lin, Zhumin Chen, Jun Ma, and M. de Rijke. 2019. π -Net: A Parallel Information-sharing Network for Shared-account Cross-domain Sequential Recommendations. In *ACM International Conference on Research on Development in Information Retrieval (SIGIR)*.
- [29] Massimo Quadrana, Alexandros Karatzoglou, Balázs Hidasi, and Paolo Cremonesi. 2017. Personalizing Session-based Recommendations with Hierarchical Recurrent Neural Networks. In *ACM Conference on Recommender Systems (RecSys)*.
- [30] Pengjie Ren, Zhumin Chen, Jing Li, Zhaochun Ren, Jun Ma, and Maarten De Rijke. 2019. Repeatnet: A repeat aware neural recommendation machine for session-based recommendation. In *AAAI Conference on Artificial Intelligence (AAAI)*.
- [31] Steffen Rendle, Christoph Freudenthaler, Zeno Gantner, and Lars Schmidt-Thieme. 2009. BPR: Bayesian Personalized Ranking from Implicit Feedback. *International Conference on Uncertainty in Artificial Intelligence (UAI)* (2009).
- [32] Badrul Munir Sarwar, George Karypis, Joseph A. Konstan, and John Riedl. 2001. Item-based collaborative filtering recommendation algorithms. In *The World Wide Web Conference (WWW)*.
- [33] Guy Shani, David Heckerman, and Ronen I. Brafman. 2002. An MDP-Based Recommender System. *Journal of Machine Learning Research (JMLR)* (2002).
- [34] Ajit P Singh and Geoffrey J Gordon. 2008. Relational Learning via Collective Matrix Factorization. In *ACM Knowledge Discovery and Data Mining (KDD)*.
- [35] Jake Snell, Kevin Swersky, and Richard S. Zemel. 2017. Prototypical Networks for Few-shot Learning. In *Annual Conference on Neural Information Processing Systems (NeurIPS)*.
- [36] Fei Sun, Jun Liu, Jian Wu, Changhua Pei, Xiao Lin, Wenwu Ou, and Peng Jiang. 2019. BERT4Rec: Sequential Recommendation with Bidirectional Encoder Representations from Transformer. In *ACM International Conference on Information and Knowledge Management (CIKM)*.
- [37] Wenchao Sun, Pengjie Ren, Yujie Lin, Muyang Ma, Zhumin Chen, Zhaochun Ren, Jun Ma, and Maarten de Rijke. 2022. Parallel Split-Join Networks for Shared Account Cross-domain Sequential Recommendations. *IEEE Transactions on Knowledge and Data Engineering (TKDE)* (2022).
- [38] Flood Sung, Yongxin Yang, Li Zhang, Tao Xiang, Philip HS Torr, and Timothy M Hospedales. 2018. Learning to compare: Relation network for few-shot learning. In *IEEE Conference on Computer Vision and Pattern Recognition (CVPR)*.
- [39] Jiaxi Tang and Ke Wang. 2018. Personalized Top-N Sequential Recommendation via Convolutional Sequence Embedding. In *ACM International Conference on Web Search and Data Mining (WSDM)*.
- [40] Aaron van den Oord, Yazhe Li, and Oriol Vinyals. 2018. Representation Learning with Contrastive Predictive Coding. *ArXiv* (2018).
- [41] Petar Veličković, William Fedus, William L Hamilton, Pietro Liò, Yoshua Bengio, and R Devon Hjelm. 2019. Deep graph infomax. In *International Conference on Learning Representations (ICLR)*.
- [42] Ellen M. Voorhees. 1999. The TREC-8 Question Answering Track Report. In *Text REtrieval Conference (TREC)*.
- [43] Felix Wu, Amauri Souza, Tianyi Zhang, Christopher Fifty, Tao Yu, and Kilian Weinberger. 2019. Simplifying graph convolutional networks. In *International Conference on Machine Learning (ICML)*.
- [44] Shu Wu, Yuyuan Tang, Yanqiao Zhu, Liang Wang, Xing Xie, and Tieniu Tan. 2019. Session-based recommendation with graph neural networks. In *AAAI Conference on Artificial Intelligence (AAAI)*.
- [45] Kun Zhou, Haibo Wang, Wayne Xin Zhao, Yutao Zhu, Sirui Wang, Fuzheng Zhang, Zhong yuan Wang, and Ji-Rong Wen. 2020. S3-Rec: Self-Supervised Learning for Sequential Recommendation with Mutual Information Maximization. In *ACM International Conference on Information and Knowledge Management (CIKM)*.
- [46] Fuzhen Zhuang, Yingmin Zhou, Haochao Ying, Fuzheng Zhang, Xiang Ao, Xing Xie, Qing He, and Hui Xiong. 2020. Sequential Recommendation via Cross-Domain Novelty Seeking Trait Mining. *Journal of Computer Science and Technology (JCST)* (2020).